

BARCODES :



“Mark of the Beast”

By Peter A. Lindemann

with Ajna Luminaria



The first time Ajna told me that barcodes created a disruptive field, I was scornfully doubtful. She told me that she never let stores scan the barcodes on the products she bought, because scanned barcodes were the worst. I told her that this was highly unlikely, and that the laser beam used to scan barcodes could not impart a negative energy. She also told me that she could not clear this disruption from barcodes even though she could clear almost all other disturbance fields. I told her that if she was right, there must be a way to clear the disruption, if it existed. I remained skeptical. After all, Ajna suffered from a wide variety of environmental sensitivities. Many disturbance fields like geopathic lines through her house, static charges on the rug, and electromagnetic fields from the house wiring sent her into extreme discomfort. My perception of these things was that they were present, but very minor. I could not dismiss it entirely, however, because Ajna was also an exceptional healer. Her subtle energy perceptions were highly developed and I had benefited greatly from her healing work. When it came to barcodes, they didn't seem to bother me like they bothered Ajna. That was a year and a half ago.

For months, these ideas festered in my mind. Then, an unusual thing happened that brought this matter into sharp focus. First, let me give a little background.

While I do not practice Radionics, because I am a researcher in this field, people call me for consultation. Quite often, they bring me difficult and puzzling cases. This is what happened about a year ago, when a friend called me with a puzzling situation. This case has a number of very unusual circumstances connected with it, and so I have been asked to keep the identities of these people confidential. Nevertheless, this case is so illuminating that I feel compelled to share as much of it as I can. Here, then, is what I can share.

My friend does Radionics as a serious hobby. He is quite knowledgeable and has helped many people with his work. As events unfolded, he had taken on the case of a person I will call “Jim”. Jim is a celebrity of sorts and is well known in certain circles.

During the last few years, my friend had been monitoring Jim's condition radionically and was noticing a growing cancer process in Jim's aura. He had not been able to clear it, doing everything he knew how to do. Finally, he was so alarmed, he brought the case to me for help. As we discussed the case, it was revealed that many different photographs of Jim had been sold over the years as an article of commerce, and that each one of them had had a barcode placed on it for all the same reasons anything else has a barcode on it. In a flash, I recalled Ajna's severe warnings about barcodes. As we all know, a photograph can and does act as a radionic witness. Even if the individual energy disruption from a single barcode is small, multiplied by 10,000 photographs broadcasting this disruption continuously, the problem could become significant. 10,000 photographs with barcodes on them could be a nightmare come true. Since all conventional avenues had proved fruitless, we proceeded on the barcode/photograph hypothesis. Within a month, I came up with a method for clearing the effect of the barcode energy disruption. During a visit, my friend and I worked on Jim radionically using this method, and cleared all of the accumulated energy disruptions associated with the barcodes. Also, other procedures were put in place regarding future sales of Jim's photographs. Since that time, Jim's aura has cleared of the mysterious cancer process and has remained clear.

This first test case taught me a lot, but there were still many unanswered questions. What was the nature of the disruption? Was the problem in the barcode, or in the laser scanning of the barcode? Does removing a barcode from a product remove the disturbance? There was still a lot to learn. In order not to miss something important, I had to consider anything and everything. I went back to the beginning.

Many years ago, I was told that each barcode had 3 numbers in it that were not a part of the number sequence written under the barcode itself. These numbers are 6-6-6. Figure 1 shows the barcode from a popular brand of instant coffee. It is a typical 12 number symbol. The barcode is made up of numbers and each number is represented by two lines. These lines can have various

widths and spacings from each other, but every two lines equals one number. So you might think that a 12 number code would have 24 lines, but it doesn't. It has 30 lines. Each barcode begins, ends, and is marked in the middle with two thin lines spaced one space apart. These six lines do not have numbers associated with them written underneath. In our example in Figure 1, the last two numbers written under the barcode are sixes. As you can see, if we disregarding the two outermost lines, the next two groups of lines inward to the left are also two thin lines spaced one space apart. These lines look exactly *the same as* the last two lines that have no number associated with them, but these lines definitely represent sixes. For this reason I have believed for years that all barcodes had a hidden 6-6-6 in them.

This 6-6-6 reference comes from the Book of Revelations in the Bible. Revelations 13: verses 16-18 read as follows (New International Version):

"He also forced everyone, small and great, rich and poor, free and slave, to receive a mark on his right hand or on his forehead, so that no one could buy or sell unless he had the mark, which is the name of the beast, or the number of his name. This calls for wisdom. If anyone has insight, let him calculate the number of the beast, for it is man's number. His number is 666."

"He" in this reference, is the "Anti-Christ". Now, while I know of no one who has this mark on their body yet, it is becoming increasingly difficult to "buy or sell" anything without a barcode on it. Certain European currencies already have barcodes on every bill. Even this magazine now carries one because of the requirements of mass circulation. Could this be the so-called "Mark of the Beast?" Are we entering the so-called "end times?" It was time to get past all of the mystifying beliefs and find out what was really going on.

I still didn't know much about barcodes. Ajna continued to insist that the scanned barcodes had a worse effect on her than the other ones, so I decided to look into the laser scanning technology. I asked an electrical engineer friend of mine, Dr. Ray Quinton, here in Albuquerque, what he knew about the barcode scanning process. As it turned out, he knew a lot. In fact, he told me that he had helped develop it for the military, back in the 1960's. The laser beam is connected to what is called a "holistic grabber" circuit. These circuits were originally developed by the Military to scan ancient texts written in unknown languages and translate the information into English, using very large computers to break the code. Today, these circuits are used at most stores simply to compare the information on a barcode to information stored in the computer. A laser beam is rotated in a circle to "grab" the information on the barcode. If there is a match and the computer recognizes the information, the green light goes on and the

recognition tone is sounded. Then the unit resets for the next cycle. In modern scanners, the laser beam is generated by a solid-state diode and a sequence of lenses and sensors accomplishes the rest. I told Dr. Quinton that I thought the barcodes could have a detrimental effect on health, and that laser scanning made the situation worse. His first response to this idea was similar to mine. He thought the idea was ridiculous. In spite of this, and much to his credit, he agreed to help explore the possibilities with me.

Three days later, he called to tell me that I was right, and that he had figured out what the problem was. The next day, I visited Dr. Quinton again and he showed me what he had found. While I was there, we ran a few more experiments to round out our emerging understanding. The implications are staggering.

Here is what Dr. Quinton showed me. The BARCODE itself is the problem. Like other geometric designs, each barcode has a radionic signature. You can think of it as a subtle energy antenna. Unfortunately, the barcodes are designed to encode product information without regard to this radionic effect. Due to this

disregard, the radionic effects of barcodes are random. (This is, of course, if we disregard the conspiracy theories.) I use the term random here in the sense that they are not designed specifically to enhance health. In addition to this, the barcode functions quite STRONGLY as a random radionic tuning, and in large doses, the toxic effects of this disruption can become quite noticeable.

The radionic effects of the barcodes are activated by MOVING LIGHT. Laser scanning of the barcode will activate its bioenergetic toxicity. A simple flashlight will do the same thing to a lesser degree. The sun going up and down through the window will also activate the barcodes on prod-

ucts in your kitchen. Fluorescent lights, which actually flash at 120 times per second, activate them quite strongly. Simply moving the barcode through space, back and forth, perpendicular to the direction of the lines, also energizes it. Dr. Quinton had unlocked the secret.

Here is what I now believe. The toxic radionic effects of the barcodes imbed in, and energize, the Light Ether. It is possible to stop 98% of the NEW activations by placing black tape over the barcode. However, simply removing the barcode from the product packaging or placing black tape over it does not eliminate the etherically imbedded radionic toxicity. Because the radionic toxicity exists in the Light Ether, it penetrates the packaging and imbeds in the product inside. This is true of FOODS, VITAMINS, and everything else. Most of us have been EATING radionic barcode toxicity as a part of our steady diet for years. Even products that don't have barcodes on them can be affected if they were shipped to you by UPS, or any other shipper that uses barcodes for tracking purposes. As I said before, the implications are staggering.




Figure 1

Everyone is affected to one degree or another.

By now, I knew we had a big problem on our hands, but I still didn't understand why. I told Michael Theroux at BSRF that I was working on an article about the radionic effects of barcodes. He told me that he had just spent the last few months learning all about barcodes so he could get a barcode on this magazine to make it compatible for mass distribution. He offered to send me the UPC Symbol Specification Manual. Finally, I was getting to the source.

Figure 2 shows the UPC Standard Symbol. As you can see, the number 6 is represented by two thin lines, spaced a certain distance apart. The barcode is divided into two sections. These sections are punctuated by two thin lines at the beginning, middle and end of the barcode. In Figure 2, these demarcation lines are called the Left-Hand Guard Bar, the Tall Center Bar, and the Right-Hand Guard Bar, respectively. Without knowing the intricate system described in the Specification Manual, this could be interpreted as an unwritten 6-6-6 in each barcode because the width and spacing of these Guard Bars is the same as the number 6, as it appears in both Figure 1 and Figure 2.

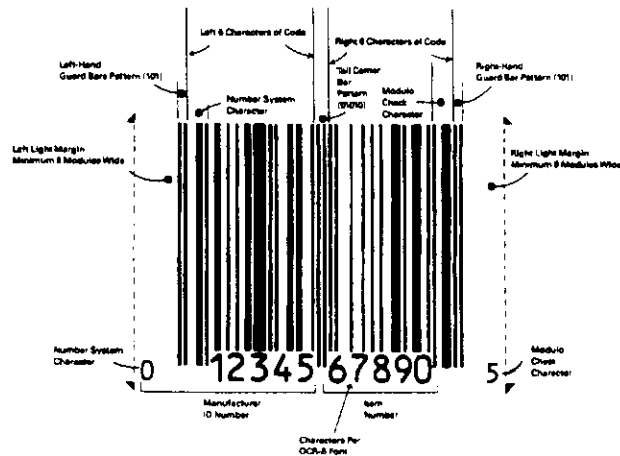


Figure 2 - UPC Standard Symbol

Figure 3 shows how the lines in the code are constructed from a digital or binary formula based on 7 slots or positions for each number. Each slot is either a "0" or a "1", a "0" being a light space and a "1" being a dark line. Figure 4 shows the Regular Symbol encodation for UPC characters. It is interesting to note that the Right and Left Guard Bars are coded "101", the Tail Center Bar is coded "01010" (see Figure 2) and the right side 6 is coded "1010000" (see Figure 4). No where else in the entire code is a pattern of lines and spaces duplicated in this way. In this case, if we disregard the other open spaces, each Guard Bar and right side 6 has two thin lines spaced one thin space apart. Every other number is totally different. For the conspiracy advocates, this is proof. Of what, I am not certain. While the similarities are noted, it is an intellectual stretch to conclude that these demarcation lines are really hidden 6's. On the other hand, when looking at the barcode itself, it is difficult to dismiss what meets the eye. The demarcation lines and the right side 6 look exactly the same! If someone wanted to hide the 6-6-6 symbology in the barcode. This might be what "hiding" it looks like.

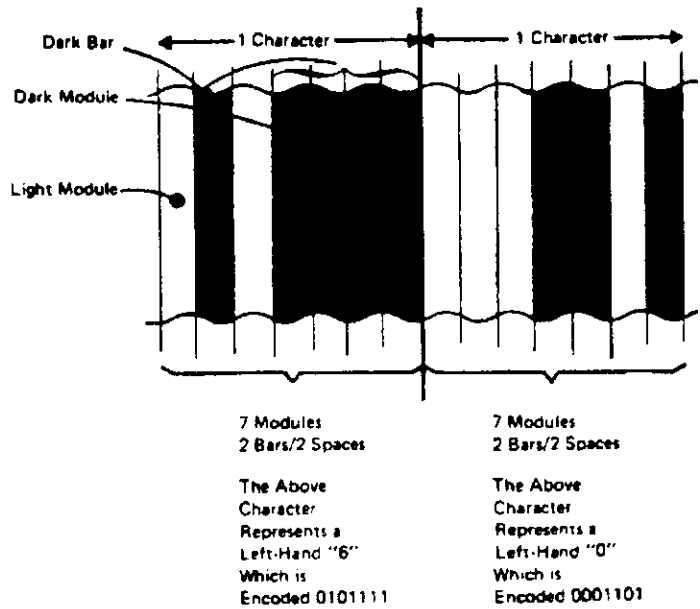


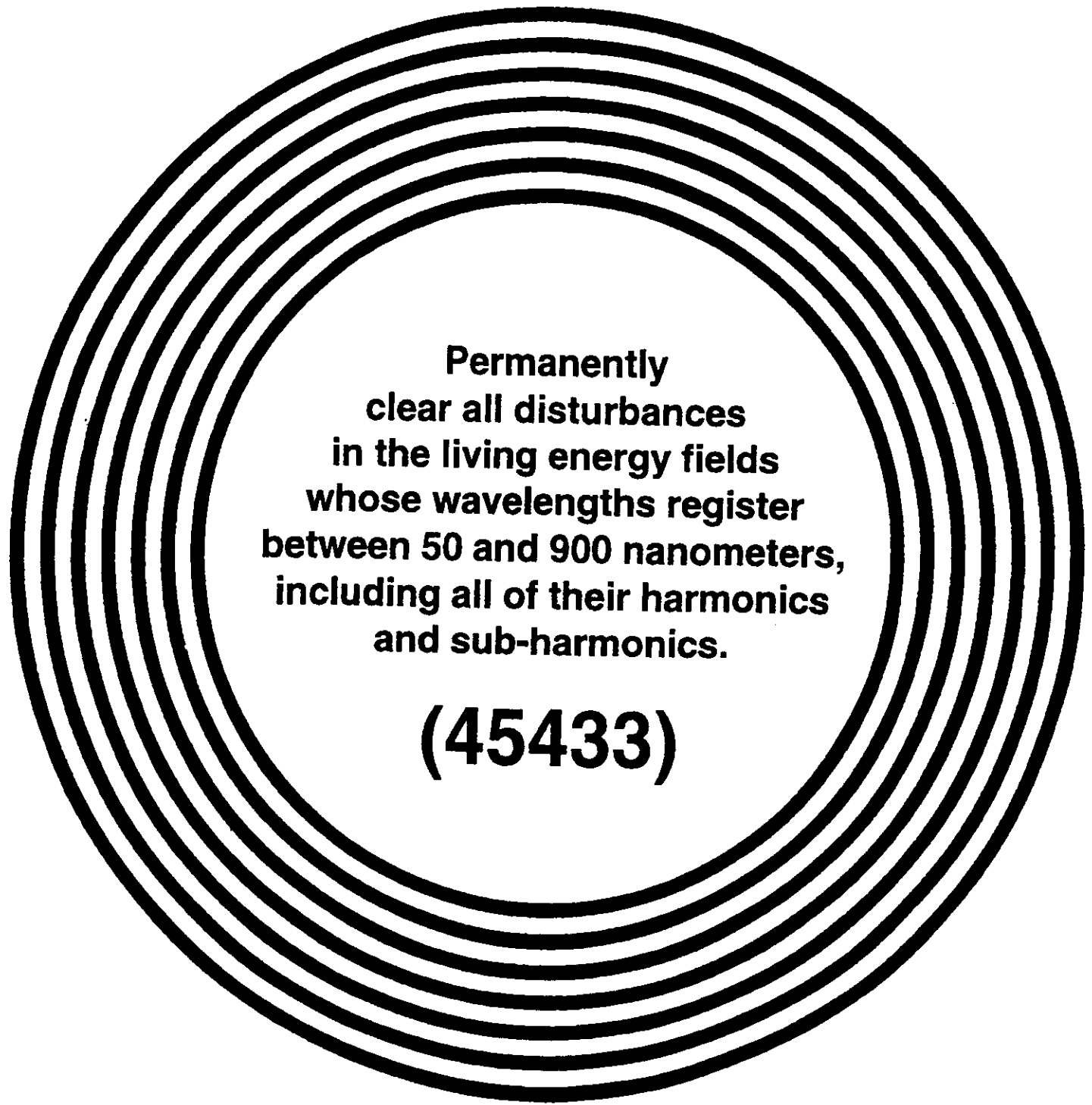
Figure 3 - Character Structure

In experiments that I have run, removing the demarcation lines from the code lessens the toxic effects slightly, but does not eliminate them. The barcode *without* the demarcation lines is still radionically toxic. If the 6-6-6 is there, it is not the major problem.

The solution to the barcode toxicity problem is still in its infancy. Here is what we know so far. The diagram reproduced on the next page of this article can be used to neutralize the toxic effects of radionic barcode *in products*, after the barcode has been removed from the product or had black tape placed over it. The rate (45433) can be used radionically to eliminate the accumulated effects of barcode *in the body*. Be careful using this rate. Time of exposure equals dose. The rate (45433) is the inverse rate of the general barcode disruption rate (65677). It neutralizes the radionic effects of barcode in the same way that an alkali neutralizes an acid to make a salt plus water. The complete neutralizing effect depends on the proper dose. It is possible to *go beyond the neutralizing point* and end up with another kind of problem. Use the rate (65677) for

Decimal Value	Left Characters	Right Characters
	(Odd Parity—O)	(Even Parity—E)
0	0001101	1110010
1	0011001	1100110
2	0010011	1101100
3	0111101	1000010
4	0100011	1011100
5	0110001	1001110
6	0101111	1010000
7	0111011	1000100
8	0110111	1001000
9	0001011	1110100

Figure 4



**Permanently
clear all disturbances
in the living energy fields
whose wavelengths register
between 50 and 900 nanometers,
including all of their harmonics
and sub-harmonics.**

(45433)

The purpose of this diagram is to clear the electromagnetic interference caused by the laser scanning of bar-codes on commercial products.

Directions: Place product in circle and verbally state affirmation once. Product should be completely cleared within 5 minutes.

analysis, to determine the presence of barcode toxicity. Be sure to check all organs and glands for local concentrations of barcode toxicity, especially the Large Intestine and the Medulla Oblongata. Do not put either of these rates into an automatic program like those used with the SE-5. The rate (65677) is itself quite toxic.

Removing the barcodes from every product in your house can be both helpful and dangerous. Ajna did this. Her environment is now much more benign. However, interacting with hundreds of barcodes in a short period of time made her sick for three days. Be careful. Ajna has made 30 inch diameter copies of the clearing diagram so she could clear large objects, and even stand in it for short periods. For those of you who do not have radionic equipment, it is the best and cheapest way to go, but be careful. If or when you have copies or enlargements of this clearing diagram made, get them laminated so they will be water proof and more durable than ordinary paper. Also, handling barcodes while watching TV or using your computer can be very dangerous. Both Michael Theroux and I have had very bad experiences with this.

Ajna and I encourage all radionic practitioners to verify and expand on these findings. The complete solution is far from developed. Anyone interested in discussing this with us can call Ajna Luminaria at (505) 466-1213 or Peter Lindemann at (505) 281-7554. We are open to suggestions and will gladly impart the finer details of these discoveries to other researchers. As of now, the only barcodes that don't seem to cause problems are the ones used by the Postal Service on letters and packages.

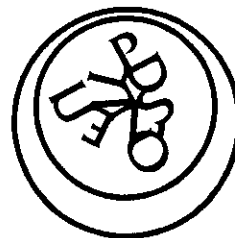
In closing, I would like to address the conspiracy angle once more. For someone to have designed the barcodes specifically for their toxic radionic effects, they would have had to be very smart and extremely malicious. The fact that each number in the code is based on a 7 slot symbol is curious. The 7 slot symbol is much more bio-active than a 6 or an 8 slot symbol would be. Why it was designed this way, I do not know. There are three major versions of the encodation symbology. The Regular Symbol (Version A) uses 20 of these combinations, 10 for the right side numbers 0-9 and 10 for the left side numbers 0-9 (see Figure 4). Version E adds 10 more to this. Version D adds still more combinations for barcodes with more than 12 numbers. A 6 slot symbol could accommodate up to 32 combinations as the binary number 2^5 . A 7 slot symbol could accommodate up to 64 combinations as the binary number 2^6 . Since all of the possible combinations that use only one dark line, or those that use three or more dark lines are not usable, it seems that a 7 slot symbol system is the smallest one that can accommodate the amount of information currently being encoded. This all *could* be very innocent. In contrast, the Postal Service has developed a system that has no toxic radionic effects whatsoever. Therefore, if there is no malicious intent here, it represents a nearly unbelievable combination of blunders and coincidences. If there is malicious intent here, the magnitude of evil it represents is really quite alarming.

Likewise, the Guard Bar resemblance to the symbol for a right side 6 is also curious. Why would someone intentionally want to hide a disguised 6-6-6 into the barcode? These extra lines do not dramatically alter the strength of the radionic toxicity of the barcode. What is the point? Why try to fulfill some obscure Christian Prophecy of Doom, except to impregnate us all with the "Mark of the Beast?" A good question. Having eaten food from

packaging with barcodes on them, we all carry the "mark of the barcode" radionically in our subtle energy field. We are, however, learning how to clear this disruption. The 6-6-6 controversy will remain a mystery. There seems to be no way to definitively settle the issue.

Beyond any of the conspiracy theories, there seems to be a more enlightened interpretation. From a cosmic and Spiritual point of view, we all carry the "Mark of the Beast" in the sense that we come from an "animal origin." This has always been true of humanity, long before the advent of barcodes. As we ascend toward Spirit, we learn how to perfect our moment to moment choices and identify with our True Self. We attain this Spirit Destiny of Perfection by the technique of perfecting our desire and intention to have Spirit live in us and manifest through us. This is how we overcome "The Mark of the Beast", the limitations of our animal origin. Spiritual victory over "The Beast" in ourselves is assured, as long as we honestly desire to live in direct, conscious relationship to the Truth. In light of this, even a hidden 6-6-6 on our Corn Flakes cannot signal the "end times." There are no "end times" for those who are ascending the Eternal Path of Spiritual meanings, values and discoveries. In spite of all the obstacles we face, our Spiritual future is always bright. ■

|| BARCODE UPDATE ||



Since the completion of this article on barcodes, a new development has come about. The unusual symbol above was developed by Michael Theroux. Using the principles outlined in a symbolic system by Austin Osman Spare, Michael reduced the barcode neutralizing affirmation and rate into this neat little symbol. Tests show that when this symbol is placed either on top of or behind a barcode, the toxic effects of the barcode are eliminated. This breakthrough has made possible the offering of a set of peel-off stickers that have the symbol printed on them, for those interested in ridding their environment of barcode toxicity. A set of 100 stickers, that includes 3 different sizes, is now available from BSRF for \$10 + \$2.75 p&h. Now, when you bring new food items into the house, you can cover the barcode with this sticker. It not only prevents future activations of the barcode, but it neutralizes the toxic radionic imprint that has penetrated the packaging. The creation of these pre-printed, peel-off stickers has made eliminating barcode toxicity in our lives a simple procedure. To order your set of 100 Barcode Neutralizing Stickers, call (707) 825-7733 today.